

531/535  
**Apollo**

**A Technical  
Rescue Suit  
Like No Other**

**FLAME PRO**

DATASHEET  
Correct: October 2024



# A Technical Rescue Suit Like No Other

FLAME PRO

## 531/535 Apollo

Apollo sets the standard for technical rescue suits. With comfort and ease of movement at the forefront of the design, Apollo is a technical suit like no other.

Don't settle for anything less than our new Apollo technical rescue ensemble. A suit that is truly dedicated to the challenges faced during technical rescues. Whether you are climbing, crawling or abseiling, Apollo has been designed to enable the activity rather than hinder it.

### Product Details

#### Code

531 Technical Rescue Jacket | 535 Technical Rescue Trousers

#### Size

Chest/Waist: XS-4XL

Fit: Extra Short | Short | Regular | Tall | Extra Tall | XX Tall

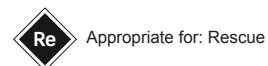
Total 96 sizes from standard range (Two fits)

#### Colour

Two Tone Hi-Vis Yellow | Navy

### EN Standards

- EN 16689:2017 | Protective clothing for firefighters, clothing for technical rescue
- EN ISO 13688:2013 | General PPE Requirements
- EN 1149-5:2018 | Electrostatic properties | EN 1149-3:2004 Charge Decay
- EN ISO 20471:2013+A1:2016 | High Visibility Clothing | Class 3 Jacket, Class 1 Trousers
- EN ISO 11612:2015 | Clothing to protect against heat and flame | A1, B2, C2, F3
- EN 343:2019 | Protection against rain | Class 4/4



### Features & Benefits

3D Spacer in shoulder area to enable airflow to keep firefighters cool

Strategically placed panelling, ergonomically shaped for wearer comfort and ease of movement

Reinforced fabric cuff and jacket hem for better abrasion resistance

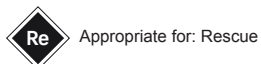
Glow in the dark as standard, provides enhanced visibility in low-light areas and operational effectiveness

96 size options

## Apollo 531 Jacket

### Features & Benefits

- Collar hanging loop
- Adjustable collar tab for better fit
- High shaped mandarin collar for better comfort and protection
- Two microphone loops at upper chest
- Velcro® loop for ID marking at right upper sleeve area
- Shoulder internal FR 3D spacer as additional padding
- Abrasion resistant and breathable elbow reinforcement for added comfort and safety
- Two large hip pockets, secured with Velcro®
- Adjustable torch strap at right chest area, grab tab for easier opening when wearing gloves
- Bellow radio pocket, adjustable for different radio heights, flap can accommodate radio antennas at both sides, grab tab for easier opening when wearing gloves
- Sleeve pocket, flap can accommodate pens at both sides, grab tab for easier opening when wearing gloves
- Napoleon pocket on left side as worn with whistle loop on the inside
- Glow in the dark strips, phosphorescent tape
- Adjustable cuff tabs for better fit
- Thumb loop to stop sleeving riding up when arms are extended
- Extended hem at the back to ensure full coverage of the lumbar region when bending
- Grab tab at the storm guard for easier opening when gloves are worn, additionally storm guard attached using spot Velcro® closure
- Reinforcement fabric at cuff hem and jacket hem for better abrasion resistance
- Industrial wash, flame retardant heat applied segmented reflective tape
- Twin needle structural seams for added strength
- Strategic panelling that's ergonomically shaped for wearer comfort and ease of movement
- Inner stud fastening for easier inspection and repair of the outer shell
- Adjustable hip width using Velcro® tabs



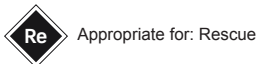
A Technical Rescue Suit Like No Other

FLAME PRO

## Apollo 535 Trouser

### Features & Benefits

- Removable braces with quick adjustment, braces feature 3D breathable padding for additional comfort
- Front waist adjustment for better fit
- Two large bellow combat style pockets, featuring glove hanging loops, secured with reinforced edge flaps
- Reinforced fabric at the knee with padding for additional comfort and safety
- Ergonomically shaped abrasion resistant knee reinforcement panels
- Elasticated waist band at the back
- Reinforced leg hem for abrasion resistance
- Centralised fly zip with inner zip guard – fly zip is covered with a storm guard
- Industrial wash, flame retardant heat applied segmented reflective tape
- Twin needle structural seams for added strength
- Easier zip repair
- Ergonomically shaped knee panels
- All closures are easily operated whilst wearing gloves
- Glow in the dark strips, phosphorescent tape
- Adjustable ankle hems, secured with Velcro®



## 531/535 Jacket & Trouser Size & Fit Guide

### 531/535 VA1 Size Guide

Jacket Size	Chest/Bust	Trouser Size	Waist	Seat/Hip
X-Small	84-92cm / 33-36"	X-Small	68-76cm / 27-30"	78-86cm / 31-34"
Small	92-100cm / 36-39"	Small	76-84cm / 30-33"	86-94cm / 34-37"
Medium	100-108cm / 39-42"	Medium	84-92cm / 33-36"	94-102cm / 37-40"
Large	108-116cm / 42-45"	Large	92-100cm / 36-39"	102-110cm / 40-43"
X-Large	116-124cm / 45-49"	X-Large	100-108cm / 39-42"	110-118cm / 43-46"
2X-Large	124-132cm / 49-52"	2X-Large	108-116cm / 42-45"	118-126cm / 46-49"
3X-Large	132-140cm / 52-55"	3X-Large	116-124cm / 45-49"	126-134cm / 49-53"
4X-Large	140-148cm / 55-58"	4X-Large	124-132cm / 49-52"	134-142cm / 53-56"

### 531/535 VL1 Size Guide

Jacket Size	Chest/Bust	Trouser Size	Waist	Seat/Hip
X-Small	84-92cm / 33-36"	X-Small	68-76cm / 27-30"	86-94cm / 34-37"
Small	92-100cm / 36-39"	Small	76-84cm / 30-33"	94-102cm / 37-40"
Medium	100-108cm / 39-42"	Medium	84-92cm / 33-36"	102-110cm / 40-43"
Large	108-116cm / 42-45"	Large	92-100cm / 36-39"	110-118cm / 43-46"
X-Large	116-124cm / 45-49"	X-Large	100-108cm / 39-42"	118-126cm / 46-49"
2X-Large	124-132cm / 49-52"	2X-Large	108-116cm / 42-45"	126-134cm / 49-53"
3X-Large	132-140cm / 52-55"	3X-Large	116-124cm / 45-49"	134-142cm / 53-56"
4X-Large	140-148cm / 55-58"	4X-Large	124-132cm / 49-52"	142-150cm / 56-59"

Both the VA1 and VL1 garments can be worn by either gender, there is no visible difference to the garments. Only the fit is different. The wearer should choose their sizes based on the body measurements to ensure the best fit. Please note both Tunic and Trouser must be the same fit, VA1 Tunic with VA1 Trouser or VL1 Tunic with VL1 Trouser.

## Size & Fit Guide

### 531/535 VA1 & VL1 Size Guide

Size Guide	Height – use for garment length	Inside Leg – use for trouser length
X-Short	156-164cm / 5'2"-5'5"	68cm / 27"
Short	164-172cm / 5'5"-5'8"	73cm / 29"
Regular	172-180cm / 5'8"-5'11"	78cm / 31"
Tall	180-188cm / 5'11"-6'2"	83cm / 33"
X-Tall	188-196cm / 6'2"-6'5"	88cm / 35"
XX-Tall	196-204cm / 6'5"-6'8"	93cm / 37"

### How to measure & pick the right size

#### Height measurement

With bare feet together measure from the top of the head to the floor.

#### Chest / Bust measurement

Measure under the arms at the fullest part around the chest, horizontally with arms by your side.

#### Waist measurement

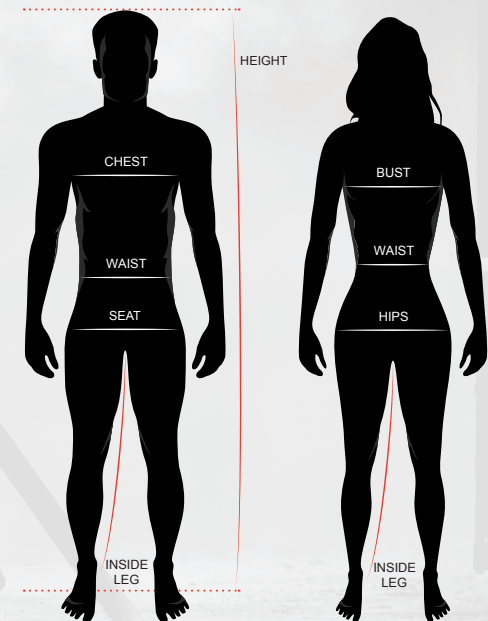
Measure around the natural waistline at the fullest part.

#### Seat / Hip measurement

With the feet together, measure around fullest part.

#### Inside leg measurement

In bare feet take the measurement from the top of the inside leg and measure down the inside leg to the floor.



## 531/535 Apollo Washing & Care Guidelines

We recommend care and maintenance in line with BS 8617, which can be obtained from BSI shop ([shop.bsigroup.com](http://shop.bsigroup.com)).

### General PPE Maintenance Guidelines

- Wash the PPE regularly using specially adapted programs for contaminated emergency clothing
- The garments should be cleaned after incidents where they have been affected by fire gases or soiled by soot, by-products of combustion, blood, body fluids, tar, fuel, resin, paint, acid or other dangerous substances
- Contaminated clothing should be transported so that gases are enclosed
- Pressure clothing should be cleaned separately from other garments
- Do not hang the garment in direct sunlight, as UV radiation will eventually weaken the outer fabric
- Lubricate the zipper if it starts to go slow
- If heavily soiled then use special procedures for washing

### Before Washing

- Ensure all zips within the garments are fastened
- Ensure all Velcro® closures are fastened
- Ensure all buttons are closed
- Ensure all pockets are empty
- Remove any detachable ID tags
- Relax any adjustable closures, typically in the cuff, collar, ankle, waist

### After Washing & Drying

- Ensure closures are functioning after wash
- Ensure the fit of garment is still suitable, the garment is not too loose or close fitting
- There is a sufficient overlap between jacket and trouser when performing stretching movements of legs and arms
- There is no damage or soiling
- The clothing is dry on inside and outside
- Check seams integrity or broken stitches
- Check reflective tape condition

### Important Notes

- Ensure cleaning is performed by a trained specialist, do not clean in the private household
- Follow product care label instructions
- Do not use domestic washing detergents, powders, softeners or whitening agents
- Do not use a tumble dryer
- Do not iron retro-reflective tape
- Do not wash with combustible materials



Washing Machine  
60 Degrees



Tumble Dry Settings  
One dot: Max 50°C  
Low Temperature



Ironing  
One dot:  
Low Temperature



Dry Cleaning  
P: Dry cleaning with  
Perchloroethylene



Do Not Bleach

